

Taking Medication

Prescription Labels

Printed on a prescription label, there are usually eight important pieces of information: patient's name, doctor's name, prescription number, dose directions, medicine's name, expiration date, refill information, and pharmacy's information.

Pharmacy Name: Central Pharmacy
Pharmacy Telephone Number: (813) 555-1234
Doctor's Name: Dr. R. L. Walker
Prescription Number: Rx # 456443
Patient's Name: Oliver Jensen
Dose: TAKE ONE TABLET BY MOUTH, DAILY.
Directions: Zocor Tabs Mfg Merck
Medicine Name: Zocor Tabs Mfg Merck
Quantity of Pills in bottle: Qty: 30
Number of Refills Left: REFILLS: 3 BEFORE 12/08/08

Directions: Can you find the prescription number, dose directions, patient's name, and medicine's name in the following prescription label? Draw an arrow to each one.

ScriptPro www.scriptpro.com 913.384.1008
5828 Reeds Road Mission, KS
RX 12354 DR WHEATLY N
LISA MEYER
TAKE ONE TABLET EVERY FOUR TO SIX HOURS AS NEEDED FOR PAIN
APAP/Codeine 300/30 mg Tab
Teva QTY 20 HRW REF 5
CAUTION: Federal law PROHIBITS transfer of this drug to any person other than patient for whom prescribed.

May cause dizziness.
⇒ May cause drowsiness. Alcohol may intensify this effect. Use care when operating a car or dangerous machinery.
⇒ This medicine contains Acetaminophen. Taking more than recommended may cause serious liver problems.
⇒ Taking more of this medication than recommended may cause serious breathing problems.

3 Round White 93 160/3

Taking Medication

Important Vocabulary and Abbreviations

Dr (doctor)

(number)

Qty (quantity): the number of something

Ref (refill): fill the bottle with medicine again

Rx (prescription): the approved medication or medical test from a doctor; either piece of paper with the medicine/test written on it, or the actual medication

MR (medical record): an identification number

Dose/Dosage: the amount of medicine each time you take it

Tablet: one pill

Once: one time

Twice: two times

**Use the verb “take” for medicine; to take medicine

**Use the verb “drink” or “swallow” for a pill; to drink a pill, to swallow a pill

Extended Activity:

Are you taking any medications? If you feel comfortable, bring in a medicine bottle and discuss the information on the label with your tutor.

Taking Medication

Warning Stickers

Pharmacists put warning stickers on your medicine bottles to help you understand the directions easier. But sometimes it is hard to know their meaning. Here are some labels with their meanings.



Do not drink alcohol at any time while using this medicine.



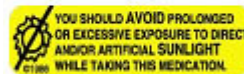
Take this medicine right after eating.



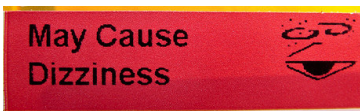
Swallow this whole pill. Do not break it or chew it up.



Drink this pill with a whole glass of water.



Do not go into the sun for a long time while using this medicine. Do not go to tanning beds either.



This medicine might make you feel dizzy or sleepy.



If you get pregnant, stop taking this medicine.



Only put this medicine on the outside of your body. Do not swallow it or put it inside of your body.



This medicine goes in your ear.

Taking Medication

Warning Stickers Activity

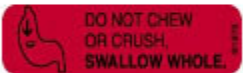
Directions: Draw an arrow from the warning sticker to the correct description.



Take this medicine right after eating.



Only put this medicine on the outside of your body. Do not swallow it or put it inside of your body.



Do not drink alcohol at any time while using this medicine.



Swallow this whole pill. Do not break it or chew it up.



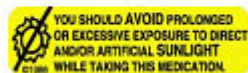
If you get pregnant, stop taking this medicine.



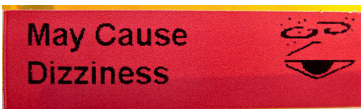
Drink this pill with a whole glass of water.



This medicine might make you feel dizzy or sleepy.



This medicine goes in your ear.



Do not go into the sun for a long time while using this medicine. Do not go to tanning beds either.

Taking Medication

Studying Verbs in Command Form

When telling someone to do something (commanding), use the command form of verbs. This form is the same as the “you” form.

You eat apples. \longrightarrow EAT APPLES!!

~~He eats apples.~~ \longrightarrow ~~EATS APPLES!!~~

Directions: Melissa’s parents always tell her what to do. They want her to do many things. Change these sentences into the commands Melissa’s parents are telling her.

1. Melissa’s room is very messy, and her mom wants her to clean it.

“_____ your bedroom!” shouted Melissa’s mom.

2. Melissa’s dad wants her to eat a lot of vegetables to be healthy.

“_____ lots of vegetables,” says her dad.

3. The living room floor has a lot of dirt on it. Melissa’s dad wants her to sweep the floor.

“_____ the floor!” shouts her dad.

4. After high school, both of Melissa’s parents want her to go to college.

“You must _____ to college.”

5. Melissa has allergies, and her mom wants her to take her medicine.

“_____ your medicine right now,” commands her mom.

Taking Medication

Additional Resources

Never be scared to ask your doctor anything. Be sure to ask these five important questions:

1. How many pills do I take at a time?
2. At what times of the day should I take these pills?
3. Is it important for me to finish all of this medicine?
4. Are there any specific instructions I need to know about how to take these pills? (i.e. with food or water, swallow whole, etc.).
5. What should I do if I miss a dose?

“Take When Wet: Labels May Add to Medicine Errors”

<http://www.npr.org/templates/story/story.php?storyId=6589478>

Ask your doctor and pharmacist these three important questions:

1. What is my main problem?
2. What do I need to do?
3. Why is it important for me to do this?

Ask Me 3

http://www.npsf.org/askme3/for_patients.php